V 480x1000

S 480x1000

L 560x2000

L 760x1000

L 660x3300

L 760x4300

13092701 Macis, TEL: 04-24733326

WIN HO Technology Industrial Co., LTD.

No.7, 31st Rd, Taichung Industrial Park,
Taichung, Taiwan, R.O.C.
TEL: 886-4-2359-9798 FAX: 886-4-2350-0778
E-mail:winho168@ms77.hinet.net
http://www.win-ho.com

201309

AGENT

WIN HO Technology Industrial Co.,LTD.

High Speed Precision Lathe
Inverter Transmission Lathe

High Speed Precision Lathe

Characteristics

1. Selective bed width:
   S series: 300mm.
   M series: 350mm.
   L series: 400mm.
2. Varied spindle bore diameters:
   S series: Ø58mm / Ø80mm (Option).
   M series: Ø85mm / Ø105mm (Option).
   L series: Ø85mm / Ø120mm (Option).
3. With FAG or SKF precision bearings installed on spindle, maximum cutting depth can be 8mm on 50mm diameter and best roundness 0.003mm (200mm long).
4. Equipped with plastic rear gears, shafts and gears inside headstock are well protected if crash should occur (S430 & S480 Series).
5. Thermal treated and precision ground alloy gears.
6. Universal gearbox for both imperial and metric thread-conversion table also attached.
7. Tracks of cross slide and bed are well lubricated with lubrication pump (manual).
8. Overload device to ensure safety when operating.
9. Wear-resistant phosphor bronze lead screw nuts.
10. Durable reservoir oil bath type cross slide (for S series).
11. Thermal treated Meehanite bed casting.
12. One-piece base for high rigidity and low vibration.
13. High-capacity coolant tank offers sufficient coolant output.
14. All series certified for CE. CE

Reservoir Oil Bath Type Cross Slide (S series)

S series (Bed width:300mm)

SPECIFICATIONS

Specifications / Model	S430 Series S1722,S1730,S1740, S1760,S1790	S480 Series S1922,S1930,S1940, S1960,S1990	S530 Series S2122,S2130,S2140, S2160,S2190
Swing Over Bed	430 mm (17")	470 mm (18-1/2")	520 mm (20-1/2")
Swing Over Cross Slide	240 mm (9-1/2")	280 mm (11")	330 mm (13")
Center Height	215mm(8-1/2")	235mm(9-1/4")	260mm(10-1/4")
Center Distance (mm)	560,760,1000,1500,2200 (22",30",40",60",90")	560,760,1000,1500,2200 (22",30",40",60",90")	560,760,1000,1500,2200 (22",30",40",60",90")
Swing Over Gap	650 mm (25-1/2")	690 mm (27-1/8")	740 mm (29-1/8")
Bed Width	300 mm (11-4/5")		
Spindle Nose	ASA D1 - 6 / D1 - 8 (Opt.)		
Spindle Bore	58 mm (2-1/4") / 80 mm (3") (Opt.)		80 mm (3")
Taper of Spindle Bore	MT 6 / MT 7 (Opt.)		
Spindle Speed	20～2000 rpm (12 steps)–spindle bore:58mm/ 40～2000mm (12 steps)–spindle bore:80mm		
Inch Threads Range	4～56 TPI		
Metric Threads Range	P0.5～P7		
Longitudinal Feeds Range	0.05～0.82 mm (0.002～0.032")		
Cross Feeds Range	0.02～0.4 mm (0.001～0.0094")		
Leadscrew Diameter	35 mm (1-1/3")		
Leadscrew Pitch	4 TPI or 6 mm		
Taper of Tail Center	MT 4		
Tail Spindle Travel	150 mm (5-7/8")		
Tail Spindle Diameter	58 mm (2-1/4")	68 mm (2-2/3")	
Main Drive Motor	5HP (3.75KW) / 7.5HP (5.625KW. Opt.)	7.5HP (5.625KW) / 10HP (7.5KW. Opt.)	
Coolant Pump	1/8HP (0.1 KW)		
Compound Rest Travel	125 mm (4-7/8")		
Cross Slide Travel	245 mm (9-2/3")		275 mm (10-4/5")
Machine Dimensions (cm)	L：165,189,215,265,342 W：81 H：119	L：165,189,215,265,342 W：81 H：122	L：165,189,215,265,342 W：81 H：125
Packing Dimensions (cm)	L：182,200,228,279,355 W：95 H：168	L：182,200,228,279,355 W：95 H：168	L：182,200,228,279,355 W：95 H：168
Net Weight (Kgs)	1500,1680,1760, 2050,2405	1540,1720,1800, 2075,2465	1580,1760,1810, 2135,2525
Gross Weight (Kgs)	1600,1780,1860, 2200,2555	1640,1820,1900, 2225,2615	1680,1860,1910, 2285,2675

M series (Bed width:350mm)

SPECIFICATIONS

Specifications / Model	M560 Series M2240,M2260 M2290	M660 Series M2640,M2660 M2690
Swing Over Bed	560 mm (22")	660 mm (26")
Swing Over Cross Slide	340 mm (13-1/3")	440 mm (17-1/3")
Center Height	280mm (11")	330mm (13")
Center Distance (mm)	1000,1500,2200 (40", 60",90")	1000,1500,2200 (40", 60",90)
Swing Over Gap	788 mm (31")	890 mm (35")
Bed Width	350 mm (13-3/4")	
Spindle Nose	ASA D1 - 8	
Spindle Bore	85 mm (3-1/3")/105mm (4") (Opt.)	
Taper of Spindle Bore	MT 7	
Spindle Speed	15～1500 rpm /14～1380rpm (12 steps)	
Inch Threads Range	2～56 TPI	
Metric Threads Range	P0.5～P14	
Longitudinal Feeds Range	0.05～0.82 mm (0.002～0..032")	
Cross Feeds Range	0.02～0.4 mm (0.001～0.0094")	
Leadscrew Diameter	38 mm (1-1/2")	
Leadscrew Pitch	4 TPI or 6 mm	
Taper of Tail Center	MT 5	
Tail Spindle Travel	165 mm (6-1/2")	
Tail Spindle Diameter	75 mm (2-7/8")	
Main Drive Motor	7.5HP (5.625KW) / 10HP (7.5KW. Opt.)	
Coolant Pump	1/8HP (0.1 KW)	
Compound Rest Travel	200 mm (7-7/8")	
Cross Slide Travel	300 mm (11-4/5")	
Machine Dimensions (cm)	L：229,278,353 W：99 H：125	L：229,278,353 W：99 H：130
Packing Dimensions (cm)	L：238,290,361 W：115 H：170	L：238,290,361 W：115 H：170
Net Weight (Kgs)	2200,2400,2750	2250,2450,2800
Gross Weight (Kgs)	2350,2550,2900	2400,2600,2950

**All specificatoins above are subject to change without notice.*

STANDARD ACCESSORIES

- Tool Box 1 pc
- Centers 2 pcs
- Safety pin 1 pc
- Screw wrench for cutter setting 1 pc
- Back plate 1 pc
- Coolant system 1 set
- 4-way tool post 1 set
- Auto-feed stopper ring 1 set
- Center sleeve 1 pc
- Levelling pads 1 set

OPTIONAL ACCESSORIES

- 3-jaw scroll chuck
- 4-jaw independent chuck
- Face plate
- Steady rest
- Follow rest
- Work light
- 4-position carriage stop
- Micro carriage stop
- Live centers
- Rear cutter rest
- Taper turning attachment
- Rear splash guard
- Chuck guard
- American tool post
- Change gears for D.P and module thread
- 5C lever collet closer
- Driving plate
- Quick change tool post
- Digital readout
- Hydraulic copying machine
- Chip guard
- ID/OD Grinder
- Rapid Traverse(L series)

L series (Bed width:400mm)

SPECIFICATIONS

Specifications / Model	L560 Series L2240,L2260,L2280 L22100,L22120,L22160	L660 Series L2640,L2660,L2680 L26100,L26120,L26160	L760 Series L3040,L3060,L3080 L30100,L30120,L30160	L830 Series L3340,L3360,L3380 L33100,L33120,L33160
Swing Over Bed	560 mm (22")	660 mm (26")	760 mm (30")	830 mm (33")
Swing Over Cross Slide	340 mm (13-1/3")	440 mm (17-1/3")	540 mm (21-1/4")	610 mm (24")
Center Height	280mm (11")	330mm (13")	380 mm (15")	415 mm (16")
Center Distance (mm)	1000,1500,2000,2500,3300,4300 (40",60",80",100",132",172")			
Swing Over Gap	788 mm (31")	890 mm (35")	990 mm (39")	1060 mm (42")
Bed Width	400 mm (15-3/4")			
Spindle Nose	ASA D1 - 8 / D1 - 11 (Opt.)		ASA D1 - 11	
Spindle Bore	85 mm (3-1/3") / 120 mm (4-1/2") (Opt.)		120 mm (4-1/2")	
Taper of Spindle Bore	MT 7			
Spindle Speed	15～1500 rpm (12 steps) - spindle bore:85mm / 10～1000 rpm (12 steps) - spindle bore:120mm			
Inch Threads Range	2～56TPI			
Metric Threads Range	P0.5～14			
Longitudinal Feeds Range	0.05～0.82 mm (0.002"～0.032")			
Cross Feeds Range	0.02～0.4 mm (0.001"～0.0094")			
Leadscrew Diameter	38 mm (1-1/2")			
Leadscrew Pitch	4 TPI or 6mm			
Taper of Tail Center	MT 5			
Tail Spindle Travel	165 mm (6-1/2")			
Tail Spindle Diameter	85 mm (3-1/3")			
Main Drive Motor	10HP (7.5 KW) / 15HP/6P (11 KW,Opt.)		15HP/6P (11 KW)	
Coolant Pump	1/8HP (0.1 KW)			
Compound Rest Travel	200 mm (8")			
Cross Slide Travel	375 mm (14-3/4")			
Machine Dimensions (cm)	L: 238,290,347, 398,473,555 W: 103 H: 126	L: 238,290,347, 398,473,555 W: 103 H: 131	L: 238,290,347, 398,473,555 W: 103 H: 137	L: 238,290,347, 398,473,555 W: 103 H: 141
Packing Dimensions (cm)	L: 252,300,361, 426,485,588 W: 115 H: 193	L: 252,300,361, 426,485,588 W: 115 H: 193	L: 252,300,361, 426,485,588 W: 115 H: 193	L: 252,300,361, 426,485,588 W: 115 H: 193
Net Weight	2200,2550,2900, 3150,3650,4860	2280,2630,2980, 3230,3730,4940	2360,2710,3060, 3310,3810,5020	2410,2760,3110, 3360,3860,5070
Gross Weight	2300,2650,3050, 3300,3800,5060	2380,2730,3130, 3380,3880,5140	2460,2810,3210, 3460,3960,5220	2510,2860,3260, 3510,4010,5270

**All specificatoins above are subject to change without notice.*



Bearings on the spindle are imported from Germany.
Varied spindle bore diameters :

S series : Ø58mm & Ø80mm(Opt.)
M series : Ø85mm & Ø105mm(Opt.)
L series : Ø85mm & Ø120mm(Opt.)

Plastic gear on the rear side of headstock. (For S430 & S480 Series)

V series

Inverter Transmission Lathe



Characteristics

1. Power-saving, stable electric current, and fine cutting trace.
2. Being controlled by a rotary switch, gear shifting is simplified.
3. Stepless speed shifting, any speed in the range is available.
4. Cutting depth reaches 8mm(at 1000rpm).



V series (Inverter Transmission Lathe)
(Bed width:300mm)

SPECIFICATIONS

Specifications / Model	V430 Series	V480 Series	V530 Series
	V1722,V1730,V1740,V1760,V1790	V1922,V1930,V1940,V1960,V1990	V2122,V2130,V2140,V2160,V2190
Swing Over Bed	430 mm (17")	470 mm (18-1/2")	520 mm (20-1/2")
Swing Over Cross Slide	240 mm (9-1/2")	280 mm (11")	330 mm (13")
Center Height	215mm(8-1/2")	235mm(9-1/4")	260mm(10-1/4")
Center Distance (mm)	560,760,1000,1500,2200 (22",30",40",60",90")	560,760,1000,1500,2200 (22",30",40",60",90")	560,760,1000,1500,2200 (22",30",40",60",90")
Swing Over Gap	650 mm (25-1/2")	690 mm (27-1/8")	740 mm (29-1/8")
Bed Width	300 mm (11-4/5")		
Spindle Nose	ASA D1 - 6 / D1 - 8 (Opt.)		ASA D1 - 8
Spindle Bore	58 mm (2-1/4") / 80 mm (3") (Opt.)		80 mm (3")
Taper of Spindle Bore	MT 6 / MT 7 (Opt.)		
Spindle Speed	20～2000 rpm (stepless)		
Inch Threads Range	4～56 TPI		
Metric Threads Range	P0.5～P7		
Longitudinal Feeds Range	0.05～0.82 mm (0.002～0.032")		
Cross Feeds Range	0.02～0.4 mm (0.001～0.0094")		
Leadscrew Diameter	35 mm (1-1/3")		
Leadscrew Pitch	4 TPI or 6 mm		
Taper of Tail Center	MT 4		
Tail Spindle Travel	150 mm (5-7/8")		
Tail Spindle Diameter	58 mm (2-1/4")	68 mm (2-2/3")	
Main Drive Motor	7.5HP (5.625KW)		
Coolant Pump	1/8HP (0.1 KW)		
Compound Rest Travel	125 mm (4-7/8")		
Cross Slide Travel	245 mm (9-2/3")		275 mm (10-4/5")
Machine Dimensions (cm)	L：165,189,215,265,342 W：81 H：119	L：165,189,215,265,342 W：81 H：122	L：165,189,215,265,342 W：81 H：125
Packing Dimensions (cm)	L：182,200,228,279,355 W：95 H：168	L：182,200,228,279,355 W：95 H：168	L：182,200,228,279,355 W：95 H：168
Net Weight (Kgs)	1500,1680,1760,2050,2405	1540,1720,1800, 2075,2465	1580,1760,1810,2135,2525
Gross Weight (Kgs)	1600,1780,1860,2200,2555	1640,1820,1900, 2225,2615	1680,1860,1910,2285,2675

**All specificatoins above are subject to change without notice.*

STANDARD ACCESSORIES

- Tool Box 1 pc
- Centers 2 pcs
- Safety pin 1 pc
- Screw wrench for cutter setting 1 pc
- Back plate 1 pc
- Coolant system 1 set
- 4-way tool post 1 set
- Auto-feed stopper ring 1 set
- Center sleeve 1 pc
- Levelling pads 1 set

OPTIONAL ACCESSORIES

- 3-jaw scroll chuck
- 4-jaw independent chuck
- Face plate
- Steady rest
- Follow rest
- Work light
- 4-position carriage stop
- Micro carriage stop
- Live centers
- Rear cutter rest
- Taper turning attachment
- Rear splash guard
- Chuck guard
- American tool post
- Change gears for D.P and module thread
- 5C lever collet closer
- Driving plate
- Quick change tool post
- Digital readout
- Hydraulic copying machine
- Chip guard
- ID/OD Grinder

OPTIONAL ACCESSORIES

Change Gears for D.P. and Module Thread


Taper Turning Attachment

Steady Rest

Follow Rest

Chip Guard

Chuck Guard

Quick Change Tool Post

American Tool Post

Rear Cutter Rest

4-position Carriage Stop

Micro Carriage Stop


Rear Splash Guard

Work Light

5C Lever Collet Closer

Live Center with Replaceable Inserts

Face Plate


Driving Plate

Rapid Traverse

Hydraulic Copying Machine

Digital Readout


ID/OD Grinder